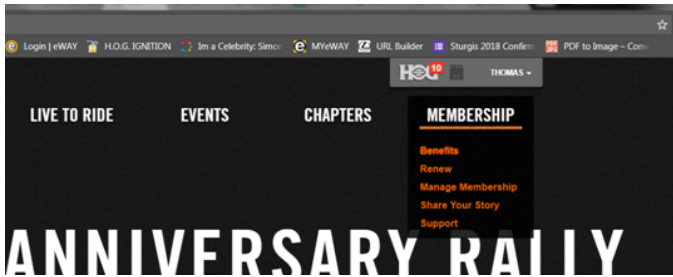
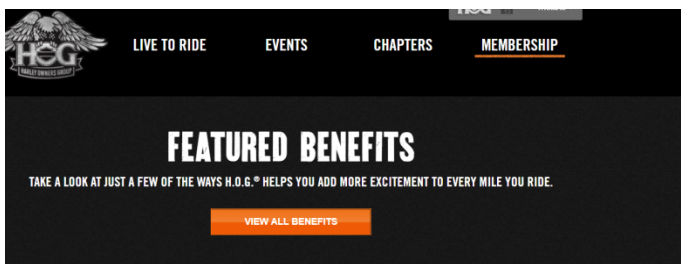


ABC'S OF TOURING PROCESS FOR UPLOADING PHOTOS ON MEMBERS SITE

- Log into Hog.com
- Hover over MEMBERSHIP and click on Benefits drop down



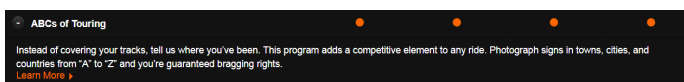
- Select VIEW ALL BENEFITS



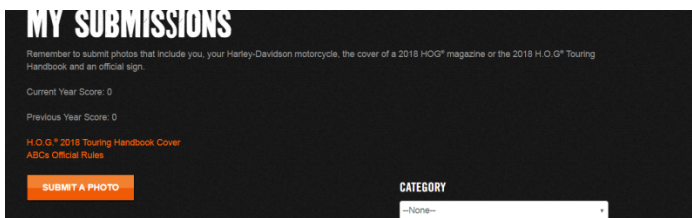
- Select ABCs of Touring

	MEMBER	MEMBER	MEMBER	LIFE MEMBER
+ Harley-Davidson Museum*	•	•	•	•
+ HOG® Magazine	•	•	•	•
+ H.O.G.® Insider e-Newsletter	•	•	•	•
+ Membership Card	•	•	•	•
+ H.O.G.® Patch and Pin	•	•	•	•
+ Ladies of Harley	•	•	•	•
+ Life Member Patch and Pin	•	•	•	•
+ Member Services Center	•	•	•	•
+ Theft Reward Program	•	•	•	•
+ ABCs of Touring	•	•	•	•

- Select "Learn More"



- Select SUBMIT A PHOTO



- Upload image, select CATEGORY from drop down box and add a DESCRIPTION

IMAGE UPLOAD*

Your photo must be in .jpg, .png, or .gif format, and no more than 5 MB in size.



Select Image

CATEGORY*

Select the category for your photo from the dropdown list below.

--None--

DESCRIPTION ?

Add a short description about your photo and where you are.

Click on the help icon to refer to the ABC's of Touring Description document for best practices on what text to enter for your submission below.

- Tick the T&C's Statement and select SUBMIT

■ By submitting your story or photo, you confirm that you are at least 18 years of age (or the age of majority in your state of residence) and agree to the terms and conditions stated in the [Harley-Davidson Policy for User-Submitted Content](#). All submissions become property of Harley-Davidson Motor Company; we reserve the right to edit all submissions for length and content.

SUBMIT